



# 2008-2009 GMT Quarterly Report for District (or Undistricted) **District 41**



GMT: **SCOTT A. STORMS**

Location: **MAINE**

GMT CA: **1 & 2**

## CLUBS

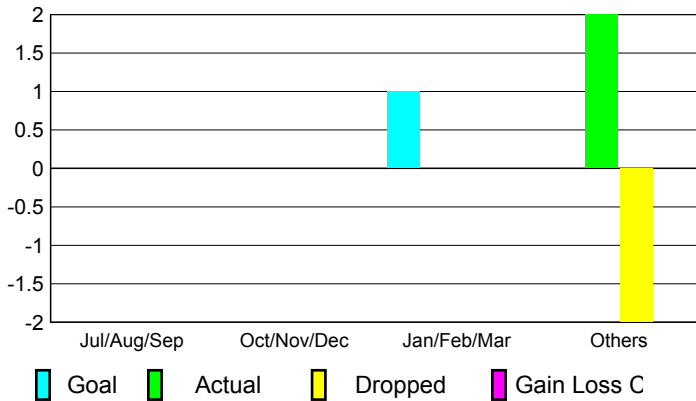
**Club Results**  
2008-2009

**Clubs**  
2007-2008

Month	New Club Goal	Actual New Clubs	Actual Dropped Clubs	Gain/Loss of Clubs	Gain/Loss of Clubs
Jul/Aug/Sep	0	0	0	0	0
Oct/Nov/Dec	0	0	0	0	0
Jan/Feb/Mar	1	0	0	0	0
Apr/May/June	0	2	-2	0	0
<b>Totals</b>	<b>1</b>	<b>2</b>	<b>-2</b>	<b>0</b>	<b>0</b>


### Club Results 2008-2009

Goal, New, Dropped, Gain/Loss



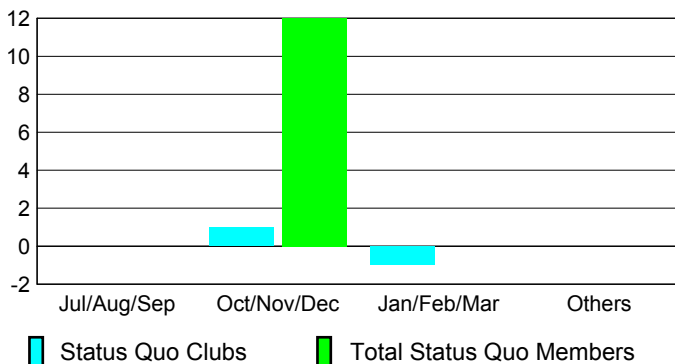
### Comparison of Club Gain/Loss

Current Year Compared to the Previous Year



### YTD Status Quo Clubs 2008-2009

Status Quo Clubs Compared to Status Quo Members



## MEMBERSHIP

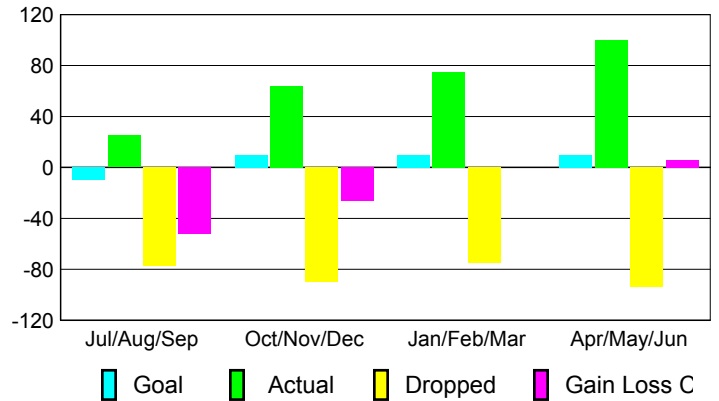
**Membership Results**  
2008-2009

**Membership**  
2007-2008

Month	Net Memb Goal	Actual New Memb	Actual Dropped Memb	Gain/Loss of Memb	Gain/Loss of Memb
Jul/Aug/Sep	-10	25	-77	-52	-22
Oct/Nov/Dec	10	64	-90	-26	-14
Jan/Feb/Mar	10	75	-75	0	12
Apr/May/June	10	100	-94	6	-6
<b>Totals</b>	<b>20</b>	<b>264</b>	<b>-336</b>	<b>-72</b>	<b>-30</b>

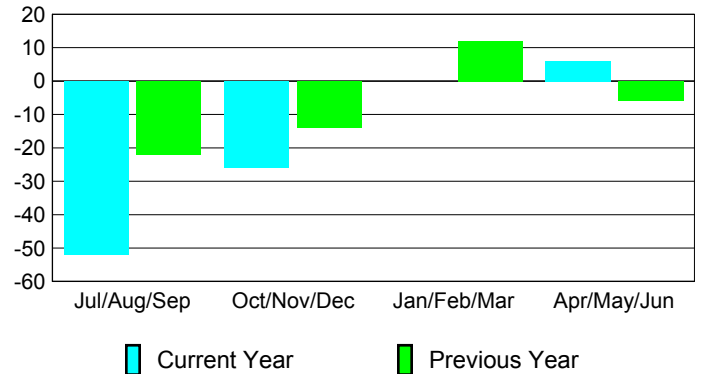
### Membership Results 2008-2009

Goal, New, Dropped, Gain/Loss

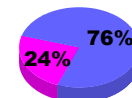


### Comparison of Membership Gain/Loss

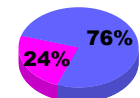
Current Year Compared to the Previous Year



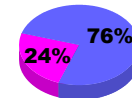
### Gender Comparison 2008-2009



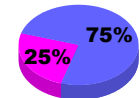
Jul/Aug/Sep



Oct/Nov/Dec



Jan/Feb/Mar



Apr/May/June

Male

Female